

Magic Loop Socks, Two at Once

by Kat LeFevre

Note: it is assumed that you already know how to do the magic loop method of knitting.

The cast on for knitting two socks at the same time using the magic loop method is slightly different than one at a time.

You'll cast on *half* of the first sock (sock 1) [Fig. 1], *all* of the second sock (sock 2), pulling out a loop at the half-way point of the second sock, and the *remaining half* of the first sock [Fig 2].



Fig. 1



Fig 2

Join and work in the round, working half of sock 1, then repeat that for the first half of sock 2. Once you have the needles back in working position for the other side of the socks, you'll work the second half of each sock.

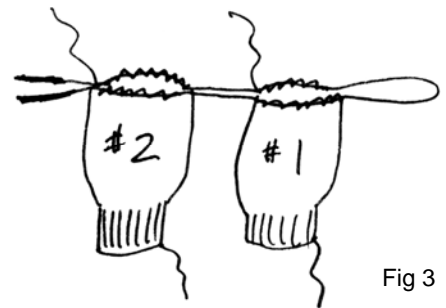


Fig 3

Continue in this manner until the cuff and leg portions are the desired length [Fig. 3].

The heel can be tricky when you've got two socks on one long needle.

To form the heel flaps, work one row on each sock, working back and forth, so that the heel flaps are the same length at all times (instead of working one heel flap in its entirety, then the other).

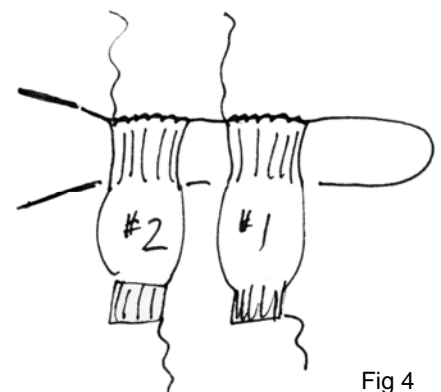


Fig 4

You won't be able to work the heel turns simultaneously, so work the heel turn on sock 1, then on sock 2 [Fig. 5].

After completing both heel turns, slip the heel stitches from sock 2 back to the left needle.

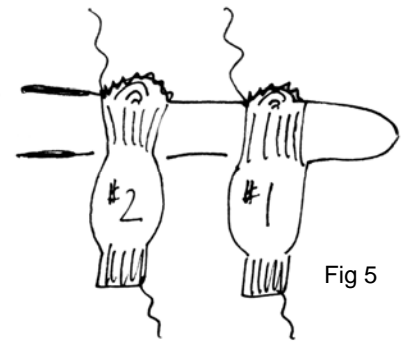


Fig 5

Pick up stitches along the left of the heel flap (as it faces you) on sock 1 [Fig. 6].

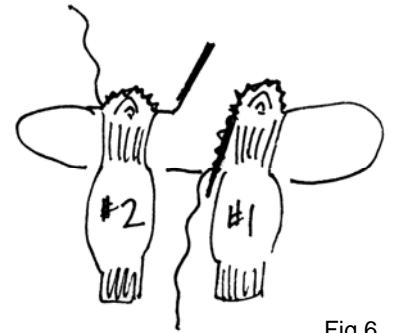


Fig 6

Slip the heel stitches on sock 2 back to the right needle and pick up the stitches on the left of the heel flap [Fig. 7].

Work the instep stitches on both socks, keeping the instep stitches on one needle and the heel stitches on the other needle.

Pick up the right heel flap stitches on sock 1, then continue working the stitches for the rest of the heel of sock 1. Pick up the right heel flap stitches on sock 2 and continue working the stitches for the rest of the heel of sock 2.



Fig 7

At this point you're back to working in the round. To form the gusset, decrease at each side of the heel every other round, the same as for a single sock worked with magic loop.