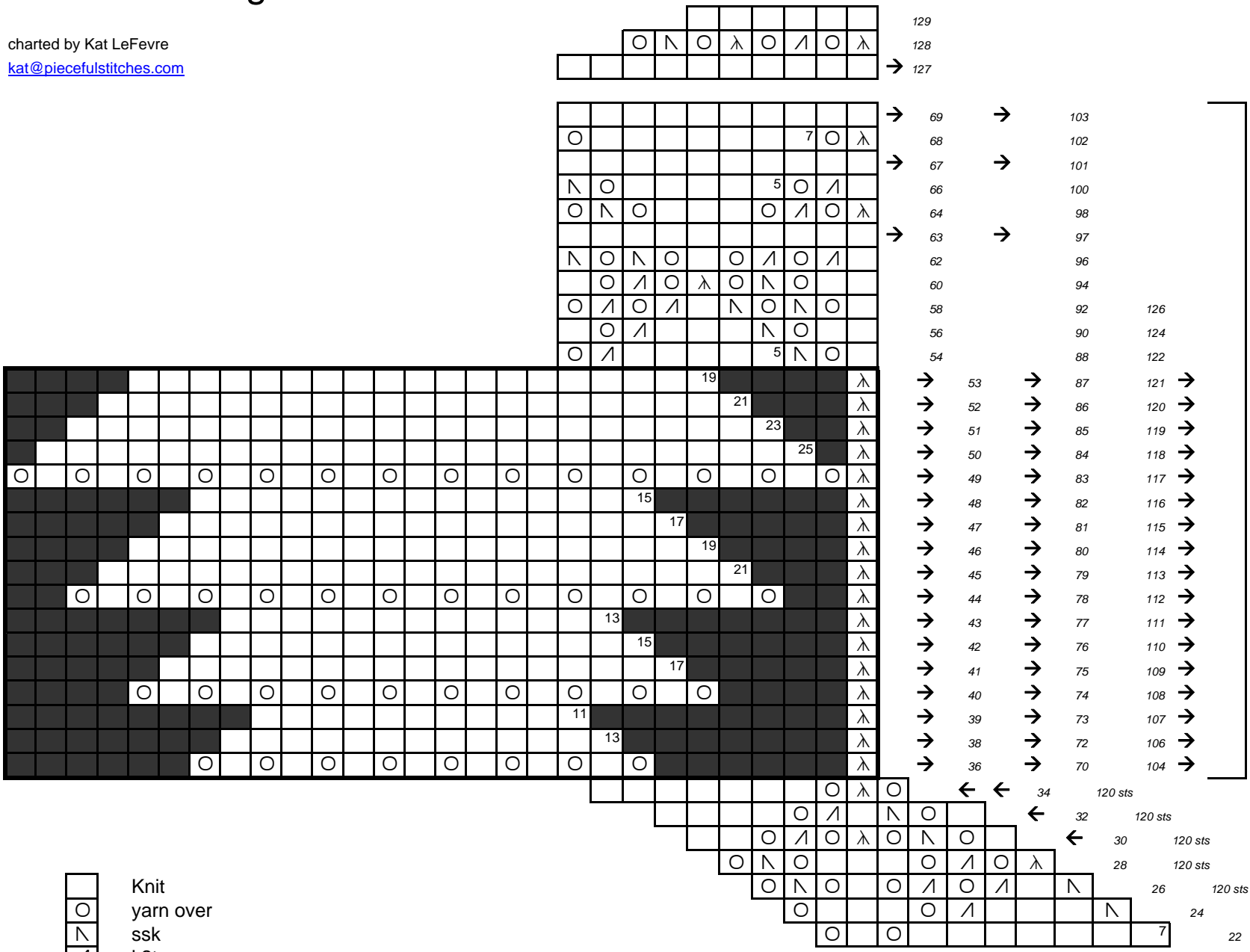















# Stor Rund Dug

charted by Kat LeFevre

[kat@piecifulstitches.com](mailto:kat@piecifulstitches.com)



-  Knit
-  yarn over
-  ssk
-  k2tog
-  double decrease (sl, k2tog, pss0 or whatever you prefer)
-  no stitch (this is a placeholder so that the chart resembles the knitting)
-  remove marker, work next stitch, replace marker (moves round one stitch the the left)
-  move marker one stitch to the right (moves round one stitch to the right)

	x 8	15	96 sts
	x 4	10	48 sts
	x 2	6	24 sts
		2	12 sts
		1	6 sts

Repeat this section to round 126 (three times total), then go to round 127 (above).